

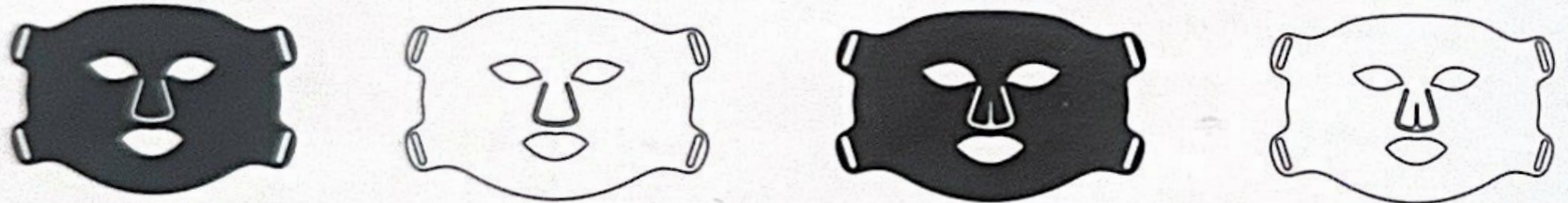
LED Photon Instrument

INSTRUCTION MANUAL

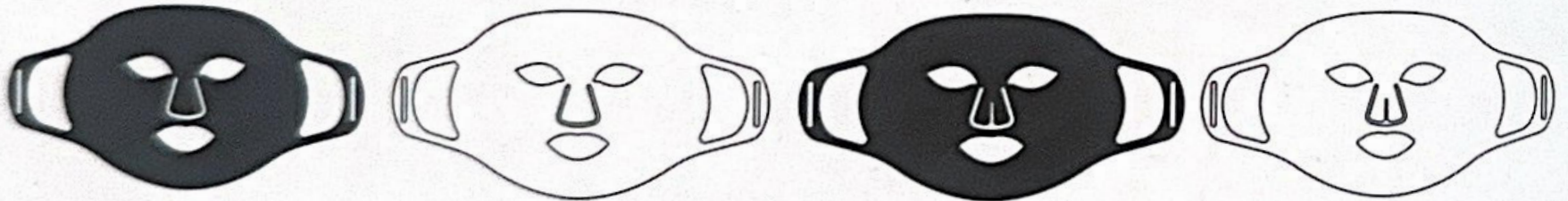
Preface

LED Neck And Chest Photon Skin Rejuvenation Instrument is a home wearable and rechargeable LED phototherapy beauty instrument device. The surface structure of this product is composed of medical silicon material, convenient and easy to use, folding and portable, different faces can be adjusted to adjust the nylon buckle fixed, suitable for different people. It consists of 240 high-quality LED diodes, divided into 60 blocks, each containing 4 LED beads, Each of the four LED beads emitting 4 wavelengths, (red light 630nm, blue light 460nm, yellow light 590nm, near-infrared light 850nm), And the controller can be adjusted to emit 3 different energy and different light time. Based on photon therapy, this product is more beneficial to penetrate deep into the skin, stimulate the collagen and elastin-producing cells, and achieve the effect of the skin beauty.

Facial style 1

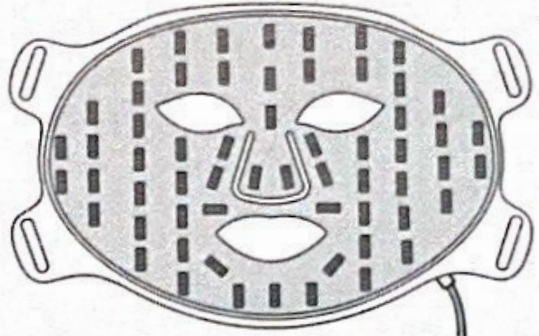


Facial style 2




Product Presentation

Facial style 1



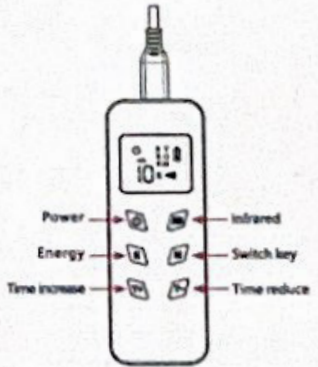
Face: 60 sets of luminous matrix
x 240 beam light source
(4 independent luminous chips built
in each matrix chip)

Facial style 2



Face: 60 sets of luminous matrix
x 240 beam light source
(4 independent luminous chips built
in each matrix chip)


Controller



Operation explanation:

- Power-on button: Long press for 1-2s to enter the on / off state.
- Infrared light independent control key: on / off infrared light, can be used with any light.
- E key: energy adjustment, short press to adjust the conversion, 3 gear. energy output mode.
- M key: light source conversion, 4 light source modes.
- Light extra time key: press the T + button to increase the lighting time;
- Light extra-time key: press the T - button to reduce the light time. Total 5 gears (10 / 15 / 20 / 25 / 30min).

Photon Interpretation



Red light : 630nm

Anti-aging, promote collagen, relieve the relaxation state, and increase elasticity

Blue light: 460nm

Germicidal acne bacteria, reduce inflammation and scars, increase skin oxygen, and brighten skin luster

Yellow light: 590nm

Balance skin texture, stimulate red blood ball to reduce red and fine lines, effectively dilute acne marks, maintain skin stability

Infrared light: 850nm

Repair the skin, accelerate the skin metabolism ability, improve the blood circulation, and increase the skin moisture

Mode are: Red light, 1.2 .3 File

Blue light, 1.2 .3 File

Yellow light, 1.2 .3 File

Infrared light is independently controlled and can also be used with any kind of light.

Infrared light: In 3 modes of red / blue / yellow light above,

we can control infrared light on or off through the NIR button,

When the controller screen shows the NIR light, the infrared light is on.

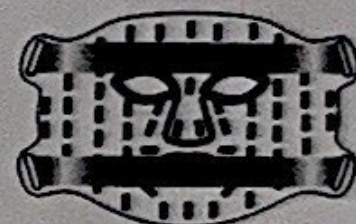


Installation

1. Remove Dustproof film

2. Install Eyes protector

3. Install self-buckle strap

Facial style 1

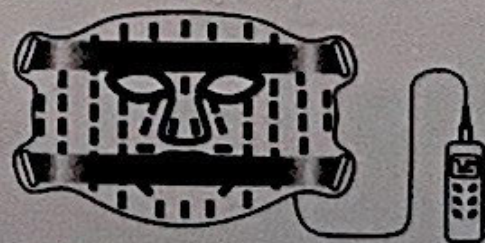


Facial style 2



4. Connect power and controller

4. Connect power and controller



Facial style 1 installation complete



Facial style 2 installation complete

Wearing Diagram

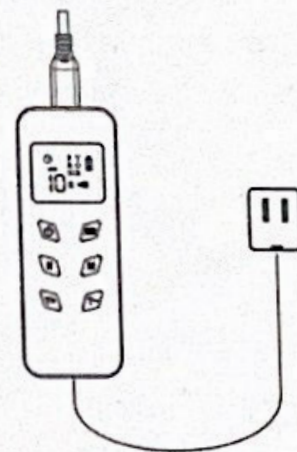


After the photonics device is installed, adjust the strap buckle to a comfortable state,
Connect to the controller and turn on the photon.

Before use, please illuminate the face for 1 minute, and continue to use it without discomfort symptoms.

Start from gear 1-2, establish skin tolerance and select energy gear according to skin actual conditions. Do not blindly increase the time and frequency of light, and adjust the light time according to the actual situation of the skin. It is recommended that this product be used 3-4 times a week, and a single use time is 15-25 minutes

Charging method



The screen indicator flashes for ongoing charging.
The indicator is off for charging.



Charge the controller when the photonics device and the controller are not linked.



Matters Need Attention:

- 1 . Please use the product in strict accordance with the correct method, do not use the equipment outside the manual, otherwise it may lead to machine failure or accident .
- 2 . Do not use this product to improve any situation other than the indication.
- 3 . Pregnant women, breastfeeding period and children can not use this product.
- 4 . If the user suffers from physical, sensory and mental illness, or is undergoing dermatological disease improvement including During the one set period (such as lupus erythematosus, photosensitive eczema or albinism, etc.), it is not recommended to use the product. It must be used only under the guidance of the responsible person (for example, a skin specialist).
- 5 . If you have any Photon sensitive disorder (have), do not use this product. If you have photosensitivity, you can cause a severe skin action.
- 6 . Can not be used on the same day with the photosensitive ingredients.
- 7 . Pay attention to protect the eyes, and wear the eye mask correctly, it is recommended to use the process to close the eyes, if you have a genetic disease of the eyes, do not use a biological mask
- 8 . If you is any discomfort while using this product, please stop using it immediately .
- 9 . This product is not waterproof, do not soak the equipment in water or water. If you think it has already touched the water, do not use it.
- 10 . Do not give it to infants, children, and it should be stored in places inaccessible to children
- 11 . Do not use this product if any parts are damaged.
- 12 . This product is only for daily use, do not dismantle, transform or repair without authorization.
- 13 . It is recommended that this product be used 3-4 times a week, and a single use time is 15-25 minutes.

Product Parameter:

product name	LED Facial Mask Instrument		
LED lamp bead	240	External box size	34x23x4.5cm
Time timing	10/15/20/25/30min	Net weight of products	0.32kg
service temperature	0-40 C	exchange	0.3A 50/60HZ
Adapter input	100-240V	Adapter output	5V DC 3000MA
Four wavelengths of light	Red light was 630nm, blue light 460nm, yellow light 590nm, and near-infrared light 850nm		
Individual product list	Mask instrument, controller, charging cable, instructions, fixed strap		